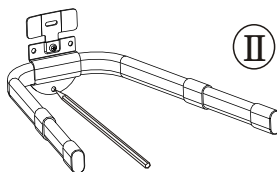
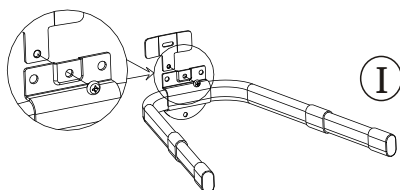
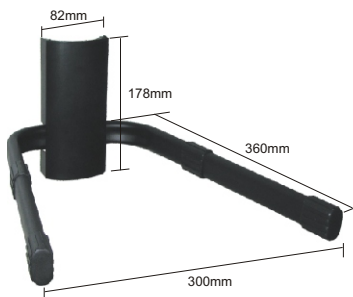


DVD-1



25kg/55lbs

1. First assembly the two plates with the screw supplied and use the steel plate as template to mark the four holes locations on the wall.



2. Fix to wall

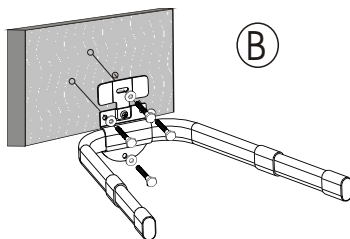
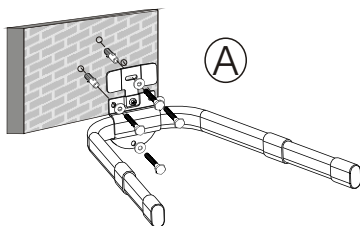
Concrete wall mounting

Pre-Drill these holes with a 8mm masonry bit to at least 60mm in depth. Insert a Concrete Anchor into each of these holes, Attach the steel plate and elliptical tube bracket to the wall using Lag bolts and washers.

Wood wall mounting

Pre-Drill 3mm deep hole with 4mm drill bit. Attach the steel plate and elliptical tube bracket to the wall using Lag bolts and washers.

Note: Do not use any concrete anchor when you mount the steel plate and elliptical tube bracket onto wooden wall.



3. Push the plastic cover onto the bracket.

